

Unquestionably Smooth.



Intra-oral Adjustment/Polishing
for Zirconia and Lithium Disilicate

The correct processing of zirconia has been a controversial issue for a long time, due to the risk of microfracturing. Finishing with the appropriate instruments is now possible and produces long term stability of the restoration.

The eZr™ Polishing System provides a processing solution that not only produces a high gloss finish on zirconia, but increases the physical stability through polishing. Highly polished stable zirconia surfaces are now attainable. The polishers have a long life, and in combination with a high material removal rate, allow for an economic and fast processing system to get to glossy in seconds, without polishing paste.

- Proprietary diamond impregnated polisher reduces possibility of chipping and microfracturing.
- Prevents over-heating that could lead to premature failure.
- Eliminates the need for polishing paste, reducing overall cost per procedure.

100% recommended

Compare to Brasseler Dialite ZR and Dialite LD*

Adjusted areas polished with the eZr™ polishers look like smooth glass when examined using my 4.5x loupes.

Spencer Bloom, DDS
Chicago, IL



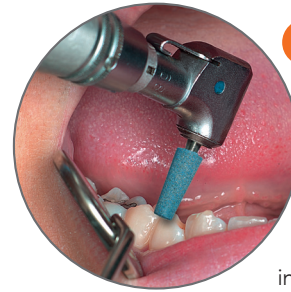
One kit for both materials
makes adjustments eZr™ for you!

* Brasseler Dialite ZR and Dialite LD are not trademarks of Garrison Dental Solutions, LLC

Making adjustments eZrTM for you!

eZrTM is a three-step diamond polishing system for the processing of zirconium oxide and lithium disilicate. The grinders and polishers are ideal for adjusting and correcting chairside restorations such as inlays, onlays, veneers and crowns.

FPZK01 - eZrTM Kit



1 Start by gross adjusting and contouring using the blue coarse grit grinders. Use the flat end taper for occlusal/labial/lingual/buccal surfaces and the disc for interproximal surfaces.









2 Use the green medium grit polishers for smoothing and pre-polishing. Use the point for the occlusal grooves, the cup for labial/lingual/buccal, and the disc for interproximal surfaces.



3 Use the orange fine grit polishers for high gloss polishing. Use the point for the occlusal grooves, the cup for labial/lingual/buccal, and the disc for interproximal surfaces.

Ordering Information

Order #	Description		
	Complete system kit, 2 grinders and 6 polishers	Gross removal, Smoothing, Pre-Polishing, & High Gloss Polishing	
FPZC030 	Blue coarse grit disc gross removal, 5/pack	Gross removal	
FPZC010 	Blue coarse grit flat end taper gross removal, 5/pack	Gross removal	
FPZM010 	Green medium grit small point polisher, 5/pack	Smoothing and Pre-Polishing	
FPZM020 	Green medium grit large point polisher, 5/pack	Smoothing and Pre-Polishing	
FPZM030 	Green medium grit disc polisher, 5/pack	Smoothing and Pre-Polishing	

Order #	Description		
FPZM040 	Green medium grit cup polisher, 5/pack	Smoothing and Pre-Polishing	
FPZF010 	Orange fine grit small point polisher, 5/pack	High Gloss Polishing	
FPZF020 	Orange fine grit large point polisher, 5/pack	High Gloss Polishing	
FPZF030 	Orange fine grit disc polisher, 5/pack	High Gloss Polishing	
FPZF040 	Orange fine grit cup polisher, 5/pack	High Gloss Polishing	

For more information go to www.garrisdental.com. Be sure to check out the website to see the full line of innovative Garrison products and our 6-month money-back guarantee.

Garrison
Dental Solutions

150 DeWitt Lane
Spring Lake, MI USA
49456

To order: Call toll free **888.437.0032**
or online at www.garrisdental.com



Mention Code
IN0216eZr