

Cleaning & Sterilization Instructions

Reels and matrices are single use disposable items. Do not attempt to sterilize them. Prior to use they may be sprayed with chemical disinfectant if desired.

Sterilization is NOT a substitute for proper cleaning. Clean the instrument first then sterilize it.

Do not immerse the instrument in liquid or place it in an ultrasonic cleaning unit.

Cleaning

1. Instrument should be cleaned in the open position.
2. Remove visible debris or organic matter with a disposable wipe or surface brush and warm tap water with soap or detergent.
3. Inspect for remaining debris and repeat step 2 if needed.
4. Rinse all external surfaces with warm tap water.
5. Dry the instrument.

Sterilization

The instrument may be dry heat sterilized, chemiclaved or steam autoclaved following the sterilization unit manufacturer's instructions. Do not use cold sterilization methods that involve soaking the instrument in a liquid.

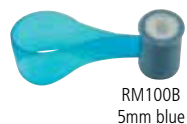

ReelMatrix

Margin Elevation Kit

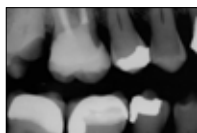


Reorder Guide & Sterilization Instructions

Reorder Guide



Clinical Case: The **margin elevation technique** allows proper isolation and elevation of deep margin areas prior to restoring with an indirect partial coverage restoration (inlay or onlay). The use of the Garrison Reel Matrix margin elevation band allows proper adaptation and seal of these deep areas so that a composite margin elevation can be performed.



Pre-op X-ray. Shows the margin location for #2 subgingivally prior to elevation.



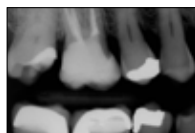
Seat the **margin elevation band** subgingivally. The narrowness of the matrix will allow it to slide subgingivally and seal the margin efficiently.



Seal the dentin and elevate the deep margin with restorative composite.



Remove the matrix and finish with a #12 blade to remove any flash. The deep margin has been relocated 1-2 mm supra-gingival for predictable isolation and delivery of an indirect bonded restoration.



Post-op X-ray. Shows the completed margin elevation prior to final restoration being completed.

Photos courtesy of Matthew A. Nejad DDS, Beverly Hills, CA

Number	Description
Kit	
RMK05	ReelMatrix Matrix System w/Margin Elevation band
RMK04	ReelMatrix Matrix System
Matrices	
RM500H	Margin elevation band (blue, white)
RM100D	5 mm dead-soft (blue, white)
RM200D	6.3 mm dead-soft (green, white)
RM100H	5 mm dead-soft (blue, yellow)
RM200H	6.3 mm regular (green, yellow)
RM100B	5 mm dead-soft (blue, white)
RM200B	6.3 mm dead-soft (green, white)
Empty Reels (not in kits)	
RMR100	5.9 mm dead-soft (blue, white)
RMR200	6.7 mm dead-soft (green, white)
Other	
RMH-100	Placement Handle
CFK01	PerForm™ Proximal Contact Former



© 2014 Garrison Dental Solutions, LLC

Garrison
Dental Solutions

Putting ideas into practice.

150 DeWitt Lane
Spring Lake, MI USA 49456
email gds@garrissdental.com
www.garrissdental.com

phone 616.842.2244
toll free 888.437.0032
fax 616.842.2430

1667r1014